


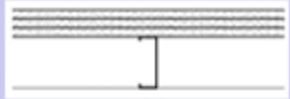
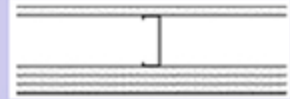
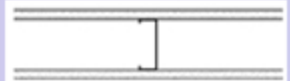


UL Design No.	V438	W419*	V488*	V497*	V449	W469*
						
Non-load-bearing	X	X	X	X	X	
Load-bearing						X
1- to 4-hr. rated partitions	X					
1- to 4-hr. rated shaftwall assemblies		X				
1- to 2-hr. rated chase walls			X			
1- to 2-hr. rated partitions, one-sided installation				X		
2-hr. rated unbalanced partition					X	
3/4- to 3-hr. load-bearing wall						X

* Illustration represents 1-hr. rated version of the assembly